

TRIPROOF40W12-TRI-SS-EM

QUICK FACTS

Input power	40W
Power Factor	≥0.9
IP Rating	54
IK Rating	08
Dimming	Intellisensor
CCT	4000K/5000K/6500K
Lumen output	4085lm/4411lm/4049lm
CRI	80
Beam Angle	120°
Fascia Colour	White
Installation	Surface Mount
Warranty	5 years

PRODUCT SPECIFICATIONS

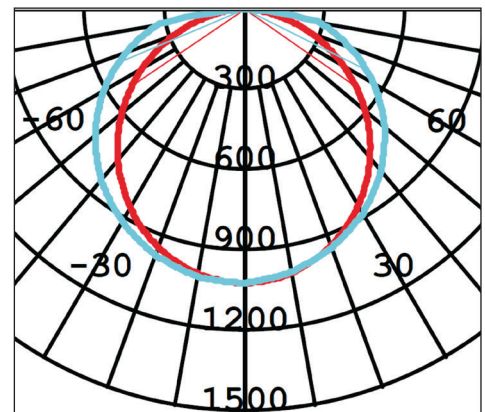
Supply Voltage	240-265V
Supply Frequency	50-60Hz
Cable	NO
Body	PC
Diffuser	PC
Driver	Integral
Weight	G.W : 2.6kgs N.W : 2.0kgs
Ambient Temp	0°C - 50°C
Avg. lifetime	≥50,000 hrs@ ta 25°C

Option:
TRIAC Dimming, DALI Dimming,
1-10V Dimming, Emergency

PHOTO



PHOTOMETRIC DIAGRAM

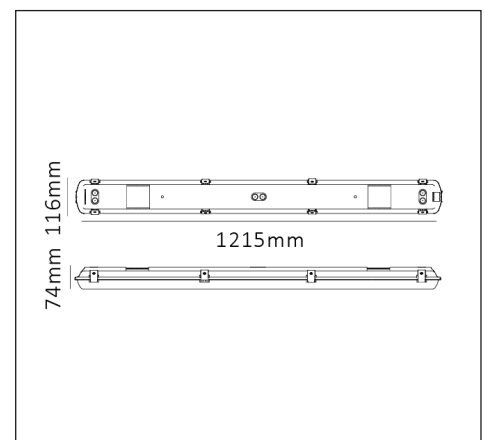


UNIT: cd

— C0/180 110.7deg

— C90/270 130.4deg

DIMENSIONS



Subject to change without notice, errors and omission excepted. Always make sure to use the most recent release.

TRIPROOF40W12-TRI-SS-EM

PHOTO

INTELLISENSOR SPECIFICATIONS

QUICK FACTS

360 detection angle

Daylight sensor with adjustable threshold

Detection range, delay time and daylight threshold can be preset

PRODUCT SPECIFICATIONS

Supply Voltage **220-240V**

Supply Frequency **50-60Hz**

Power Factor **0.95**

Input Current **0.23A**

Maximum Input Power **45W**

THD **<10%**

Efficiency Full Load **≥87%**

Standby Power **<0.5W**

Microwave Frequency **5.8Ghz**

Transmission Power **<0.2mW**

Detection Area **10m x 6m (xH)**

Area Customised **50%-100%**

Hold Time **5s-30min**

Daylight Threshold **50lux/Disable**



DIP SWITCH SETTINGS

Dip Switch Settings:

Detection Range	Hold Time	Daylight Sensor	Standby Period	Standby Dimming level
1 <input type="checkbox"/> 100% <input type="checkbox"/> 50%	2 3 <input type="checkbox"/> 5s <input type="checkbox"/> 1min <input type="checkbox"/> 10min <input type="checkbox"/> 30min	4 <input type="checkbox"/> Disable <input type="checkbox"/> 50Lux	5 6 <input type="checkbox"/> 0s <input type="checkbox"/> 5min <input type="checkbox"/> 30min <input type="checkbox"/> +∞	7 8 <input type="checkbox"/> 10% <input type="checkbox"/> 20% <input type="checkbox"/> 30% <input type="checkbox"/> 50%

Note: 1. "0s" means on/off control.

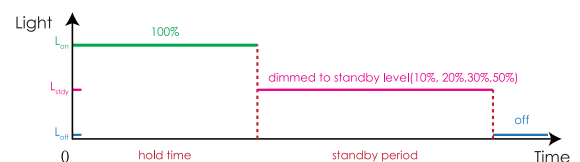
2. "+∞" means bi-level dimming control, fixture never switches off.

3. Factory default setting: 100%, 5s, Disable, 5min, 10%.

4. ☐ ON ☐ OFF



Tri-level Dimming Control:

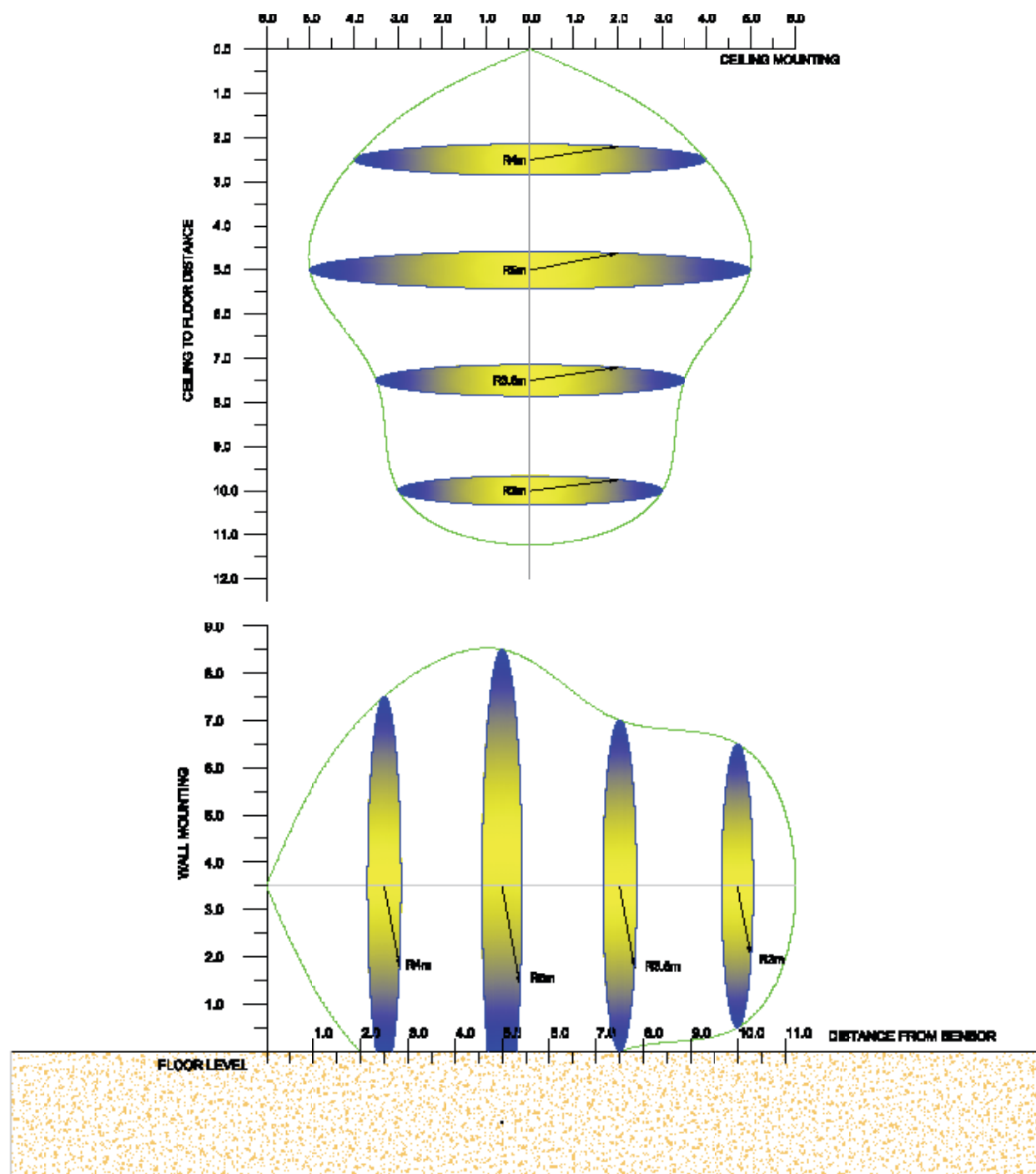


Subject to change without notice, errors and omission excepted. Always make sure to use the most recent release.

TRIPROOF40W12-TRI-SS-EM

INTELLISENSOR SPECIFICATIONS

DETECTION AREA



Subject to change without notice, errors and omission excepted. Always make sure to use the most recent release.

TRIPROOF40W12-TRI-SS-EM

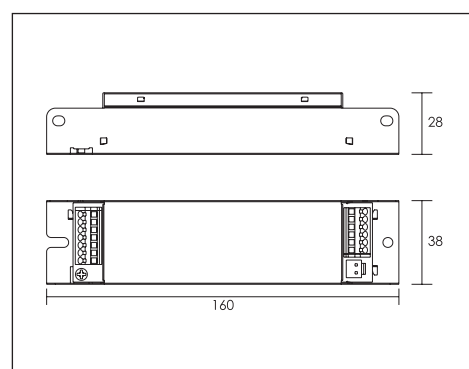
EMERGENCY PACK SPECIFICATIONS

Max Battery Temperature	70°C
Emergency Classification	C0-180° D50
	C90-270° D32

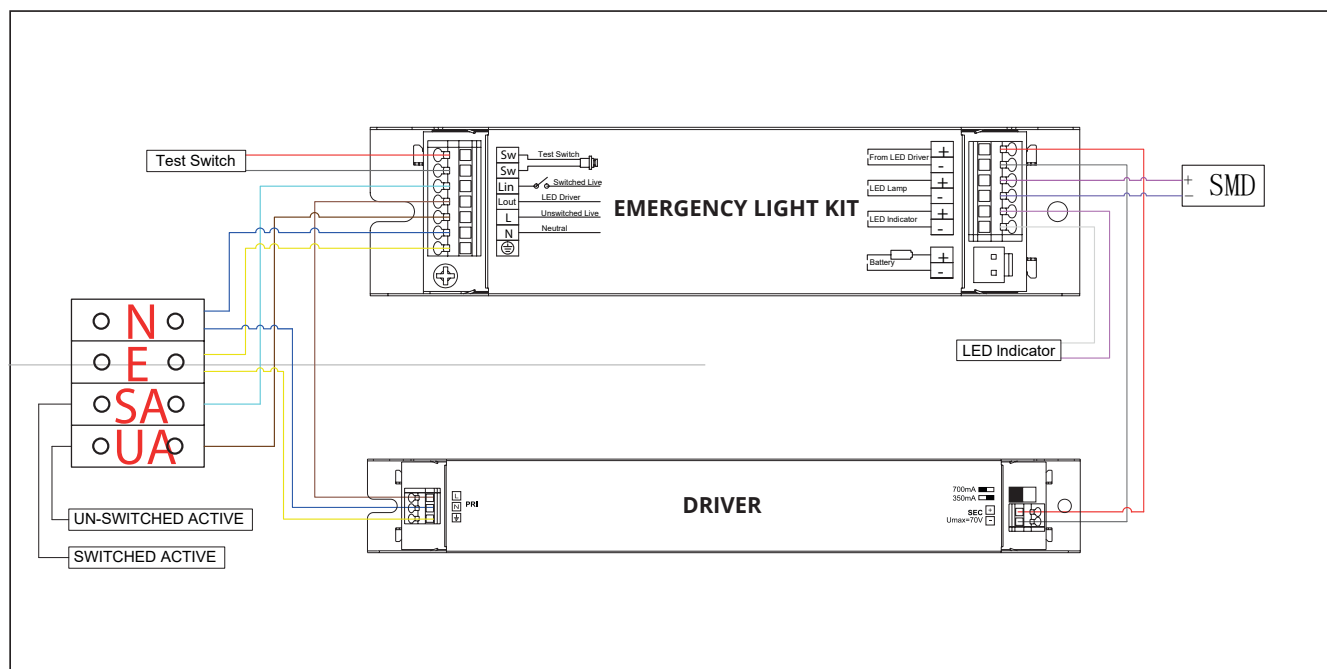
PHOTO



DIMESNIONS



WIRING DIAGRAM



Subject to change without notice, errors and omission excepted. Always make sure to use the most recent release.